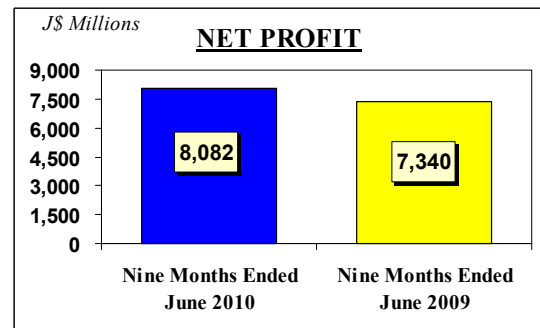


The Board of Directors is pleased to release the following unaudited results for National Commercial Bank Jamaica Limited (NCBJ) and its subsidiaries for the nine months ended 30 June 2010.

PERFORMANCE HIGHLIGHTS

Nine Months Ended June 2010 compared with Nine Months Ended June 2009

- Net Profit of \$8.08 billion, grew by \$742 million or 10.1%.
- Earnings per Stock Unit of \$3.28 grew by \$0.30 or 10.1%.
- Operating Revenue of \$21.73 billion, increased by 9.7% or \$1.92 billion.
- Cost to Income Ratio increased to 52.1% from 48.9%.
- Risk-Based Capital Adequacy Ratio improved to 17.0% from 13.7%.
- Total Assets of \$322.41 billion, increased by 3.8% or \$11.90 billion.
- Net Loans of \$85.11 billion, fell by 4.4% or \$3.88 billion.
- Investment Securities of \$187.78 billion, increased by \$28.57 billion or 17.9%.
- Customer Deposits of \$138.25 billion, increased by 4.1% or \$5.49 billion.
- Return on Average Equity declined to 24.7% from 28.8%.
- Return on Average Assets increased to 3.4% from 3.3%.



Quarter ended June 2010 compared with Quarter ended March 2010

- Net Profit of \$2.76 billion, increased by 7.9% or \$203 million.
- Earnings per Stock Unit of \$1.12 increased by \$0.09 or 7.9%.
- Operating Revenue decreased by \$40 million or 0.6%.
- Operating Expenses decreased by \$433 million or 10.4%.
- Return on Average Equity increased to 24.1% from 23.5%.
- Return on Average Assets increased to 3.4% from 3.2%.
- Cost to Income Ratio decreased to 50.2% from 55.7%.

We continue to report strong financial performance while building our capital and growing our balance sheet. This overall improvement has further strengthened our group and our capital ratios far exceed the minimum regulatory requirements. The diverse products and services offered by our group allow us to meet the varied needs of our customers despite the challenges in the business environment.

SEGMENT PERFORMANCE

Banking

The Retail, Corporate and Treasury units of the banking segment reported combined operating results of \$6.28 billion for the nine months ended 30 June 2010; this represents a decrease of \$823 million from the prior June 2009 period.

Loans and advances, which totalled \$85.1 billion (net of provision for credit losses) as at 30 June 2010 declined by \$3.9 billion from the loan portfolio as at 30 June 2009. This reduction is due to a reduction in the rate of loan growth as well as the effect of the appreciation of Jamaican dollar during the quarter; over 50% of NCB's loan portfolio is denominated in US dollars. Non-performing loans totalled \$3.0 billion as at June 2010 (\$2.2 billion as at June 2009) and represented 3.4% of the gross loans compared to 2.4% as at 30 June 2009. Our provision coverage as at June 2010 was 139.3% compared to 152.0% at June 2009.

NCBJ remains the largest commercial bank when measured by profit, assets, branch network and capital base.

Wealth Management

Our wealth and asset management segment contributed operating profits of \$2.63 billion for the nine months ended 30 June 2010 and the result for this segment reflects a \$1.3 billion or 100.7% increase over the prior June 2009 period. The significant growth over the prior year's results is due to two main factors:

- increase in net interest income, and
- non-recurrence of mark to market losses from trading activities undertaken in the prior year.

NCB Capital Markets Limited (NCBCM), the main contributor to this segment provided 90.8% of the operating profits.

Insurance

Our insurance segment contributed operating profits of \$1.47 billion for the nine months ended 30 June 2010, representing an increase of 1.6% or \$23 million over the prior year's nine month results. NCB Insurance Company Limited (NCBIC) achieved a net profit of \$1.23 billion, increasing by \$74 million when compared to 30 June 2009.

CAPITAL

The Group's Stockholders' Equity of \$46.4 billion increased by \$9.7 billion or 26.4% when compared to 30 June 2009.

- The Risk-Based Capital Ratio for NCBJ was 17.0% which exceeds the minimum requirement of 10% stipulated by the Bank of Jamaica (30 June 2009 – 13.7%).
- The Capital to Risk Weighted Assets Ratio for NCBCM was 62.0% which exceeds the minimum requirement of 10% stipulated by the Financial Services Commission (30 June 2009 – 58.3%).
- The Solvency Ratio for NCBIC was 24.8% which exceeds the minimum requirement of 10% stipulated by the Financial Services Commission (30 June 2009 – 19.6%).

DIVIDENDS

On 22 July 2010, the Board declared an interim dividend of \$0.40 per ordinary stock unit. The dividend is payable on 20 August 2010 for stockholders on record as at 09 August 2010.

BUSINESS INITIATIVES

In a move to signify our deepening commitment to spur the growth of the nation's productive sector, we extended the tenure of two products which offer loans at only 9% to the nation's SME sector. "Our mission of building a better Jamaica can only be strengthened by helping to create a productive Jamaica and to play our part in creating an environment in which economic development and investment can thrive" opined NCB's Group Managing Director, Patrick Hylton. The NCB Nation Builder Credit Line offers companies as much as \$15 million in financing with 7 years to repay. With the NCB Nation Builder Line, funds will be available to support capital expansion and working capital for start-up companies, businesses owned by women and companies in the agricultural and manufacturing sector.

AWARDS

We are honoured to be named the 2010 recipient of the World Finance Awards **Best Banking Group, Jamaica** and **Most Innovative Bank, Jamaica**. This marks the second consecutive award as the World Finance Most Innovative Bank. "This win speaks directly to the strong performance and agility of the NCB Group; we continue to lead in innovation and consistently soar above environmental challenges earning NCB International recognition and accolades," stated Dennis Cohen, NCB Deputy Group Managing Director. The World Finance Awards seek to identify industry leaders, individuals, teams and organizations that represent the benchmark of achievement and best practice in the financial and business world. The World Finance awards panel in its assessment used a wide range of criteria which included innovation, and quality of product, as well as proof of market development and excellence in client representation.

NCB is the only financial institution in Jamaica to win a World Finance award this year (2010).



COMMUNITY RELATIONS

NCB's philanthropic activities are geared towards empowering individuals to create the change needed in Jamaica today by providing some of the resources required. In pursuit of our objective of *Engaging in Nation Building*, we focused on education, community development and youth leadership through the N.C.B. Foundation.

Education

We awarded scholarships to this year's GSAT Top Achievers in the PATH Programme and to the Top GSAT students at several primary schools. Assistance was given towards several school infrastructural projects including the G.C. Foster College, Runaway Bay Basic School, Perry Street Basic School and the Point Hill Basic School Diagnostic and Reading Centre.

Community Development

In the spirit of staff volunteerism, over 300 NCB employees joined with community representatives on Labour Day to participate in islandwide Labour Day projects sponsored by NCB. The initiative was comprised of three (3) projects - the painting of the Mandeville Regional Hospital, the restoration of the Morant Bay Bus Park and the upgrading of the Play and Learn Park at the Ocho Rios Primary School. In recognition of the need to better equip our security forces, we also contributed to crime fighting activities.

Youth Leadership & Entrepreneurship

Through our recent 'Be the Change' campaign we continue to engage and inspire our nation's youth to become agents of change within their schools and communities. We were involved in various youth empowerment programmes including the Kiwanis Club of New Kingston's Youth in Excellence project which seeks to promote the adoption of social, business and professional standards among young individuals. We also sponsored the Jamaica Manufacturers Association's Tertiary Entrepreneurship Challenge which is geared towards creating the next generation of successful Jamaican entrepreneurs.

NCB continues to reach beyond the boundaries of financial services as we commit to not only doing well but by also *doing good*. We wish to express our deep appreciation to our staff members for their enthusiastic involvement in community activities.

To our customers, we say thank you for your continued loyalty, confidence and support; together, *We Make It Happen*.

ON BEHALF OF THE BOARD

National Commercial Bank Jamaica Limited

Consolidated Income Statement

Nine months ended 30 June 2010

(expressed in Jamaican dollars unless otherwise indicated)

	<i>CURRENT YEAR</i>			<i>PRIOR YEAR</i>	
	Quarter Ended	Quarter Ended	Year to Date	Quarter Ended	Year to Date
	30 June	31 March	30 June	30 June	30 June
	2010	2010	2010	2009	2009
	\$'000	\$'000	\$'000	\$'000	\$'000
Interest Income	7,819,835	8,331,096	25,508,408	9,221,663	26,068,111
Interest expense	(2,815,457)	(3,215,072)	(9,963,632)	(4,373,920)	(12,408,666)
Net interest income	5,004,378	5,116,024	15,544,776	4,847,743	13,659,445
Fee and commission income	1,858,272	1,792,975	5,382,514	1,528,098	4,567,408
Fee and commission expense	(320,066)	(371,275)	(1,035,030)	(360,257)	(1,024,282)
Net fee and commission income	1,538,206	1,421,700	4,347,484	1,167,841	3,543,126
Gain on foreign currency and investment activities	244,733	451,843	1,240,269	625,377	2,128,172
Dividend income	15,309	3,125	64,005	41,355	88,196
Insurance premium income	149,321	115,802	388,337	74,187	266,174
Other operating income	122,944	6,085	146,168	92,442	122,347
	532,307	576,855	1,838,779	833,361	2,604,889
Total operating income	7,074,891	7,114,579	21,731,039	6,848,945	19,807,460
Staff costs	2,148,311	2,588,694	7,137,786	1,883,764	5,990,477
Provision for credit losses	200,684	219,597	658,766	294,781	772,264
Depreciation and amortisation	126,284	132,064	399,350	147,502	450,595
Other operating expenses	1,274,081	1,241,886	3,793,892	945,124	3,240,762
Total operating expenses	3,749,360	4,182,241	11,989,794	3,271,171	10,454,098
Operating Profit	3,325,531	2,932,338	9,741,245	3,577,774	9,353,362
Share of profits of associate	34,885	85,886	135,452	(58,646)	(59,321)
Profit before Taxation	3,360,416	3,018,224	9,876,697	3,519,128	9,294,041
Taxation	(603,681)	(464,111)	(1,794,770)	(804,743)	(1,953,866)
PROFIT FOR THE PERIOD	2,756,735	2,554,113	8,081,927	2,714,385	7,340,175
Profit attributable to shareholders of the parent company	2,756,735	2,554,113	8,081,927	2,714,385	7,340,175
Earnings per stock unit (expressed in \$ per share)	\$ 1.12	\$ 1.03	\$ 3.28	\$ 1.10	\$ 2.98

National Commercial Bank Jamaica Limited

Statement of Comprehensive Income

Nine months ended 30 June 2010

(expressed in Jamaican dollars unless otherwise indicated)

	30 June 2010 \$'000	30 June 2009 \$'000
Profit for the period	8,081,927	7,340,175
Other comprehensive income		
Currency translation differences	(67,534)	246,595
Unrealised gains/(losses) on available for sale investments, net of taxes	1,469,423	(462,530)
Realised fair value (gains)/losses on sale and maturity of available for sale securities	(432,881)	159,463
Other comprehensive income, net of tax	969,008	(56,472)
Total comprehensive income for the period	9,050,935	7,283,703
Total comprehensive income attributable to shareholders of the parent company	9,050,935	7,283,703

National Commercial Bank Jamaica Limited

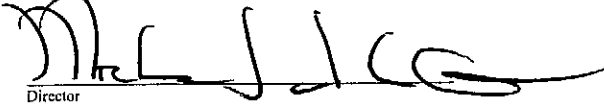
Consolidated Statement of Financial Position

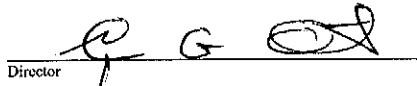
30 June 2010


(expressed in Jamaican dollars unless otherwise indicated)


	30 June 2010 \$'000	30 September 2009 \$'000	Restated 30 June 2009 \$'000
ASSETS			
Cash and balances at Bank of Jamaica	3,245,510	8,486,526	6,055,658
Statutory reserves	15,917,275	16,181,485	16,904,391
Due from other banks	14,797,390	14,405,493	18,473,188
Derivative financial instruments	-	52,191	-
Investment securities at fair value through profit or loss	420,460	752,578	448,479
Reverse repurchase agreements	4,466,691	8,185,227	8,277,535
Loans and advances, net of provision for credit losses	85,109,619	88,178,270	88,986,558
Investment securities	187,361,628	166,966,379	158,767,862
Investments in associate	2,269,445	2,133,994	2,112,764
Investment property	12,000	13,000	13,000
Intangible asset - computer software	120,197	246,781	242,070
Property, plant and equipment	4,147,272	4,011,495	3,721,077
Retirement benefit asset	11,632	11,632	13,077
Deferred income tax assets	372,865	803,279	1,841,856
Income tax recoverable	1,805,196	1,705,001	2,120,581
Other assets	2,076,099	2,563,163	2,213,068
Customers' liability - letters of credit and undertaking	276,515	399,983	319,286
Total Assets	322,409,794	315,096,477	310,510,450
LIABILITIES			
Due to other banks	3,907,251	6,556,209	8,082,008
Customer deposits	138,254,209	130,331,351	132,762,222
Promissory notes and certificates of participation	206,407	194,492	139,558
Repurchase agreements	79,861,486	77,374,431	72,664,301
Obligations under securitisation arrangements	21,864,459	27,157,180	28,617,064
Derivative financial instruments	41,030	126,848	83,464
Other borrowed funds	6,307,032	7,815,552	7,725,055
Income tax payable	1,228	10,803	6,644
Deferred income tax liabilities	139,379	213,080	147,250
Policyholders' liabilities	20,193,371	19,114,764	18,573,261
Provision for litigation	13,417	28,506	66,000
Retirement benefit obligations	477,180	421,641	404,811
Other liabilities	4,491,841	4,335,691	4,242,946
Liability - letters of credit and undertaking	276,515	399,983	319,286
Total Liabilities	276,034,805	274,080,531	273,833,870
STOCKHOLDERS' EQUITY			
Share capital	6,465,731	6,465,731	6,465,731
Shares held by NCB Employee Share Scheme	(3,388)	(3,388)	(3,388)
Fair value and other reserves	1,033,285	64,277	(1,613,205)
Loan loss reserve	1,076,635	744,159	779,036
Banking reserve fund	4,957,904	4,362,102	4,151,168
Retained earnings reserve	8,875,761	8,875,761	8,875,761
Retained earnings	23,969,061	20,507,304	18,021,477
Total Stockholders' Equity	46,374,989	41,015,946	36,676,580
Total Equity and Liabilities	322,409,794	315,096,477	310,510,450

Approved for issue by the Board of Directors on 22 July 2010 and signed on its behalf by:


 Director


 Director


 Director


 Secretary

National Commercial Bank Jamaica Limited

Consolidated Statement of Changes in Stockholders' Equity

Nine months ended 30 June 2010

(expressed in Jamaican dollars unless otherwise indicated)

	Share Capital	Shares Held by Share Scheme	Fair Value and Other Reserves	Loan Loss Reserve	Banking Reserve Fund	Retained Earnings Reserve	Retained Earnings	Total
	\$'000	\$'000	\$'000	\$'000	\$'000	\$'000	\$'000	\$'000
Balance as at 1 October 2008	6,465,731	(3,388)	(1,556,733)	697,061	3,663,000	8,875,761	13,171,230	31,312,662
Total comprehensive income for the period	-	-	(56,472)	-	-	-	7,340,175	7,283,703
Dividends paid	-	-	-	-	-	-	(1,919,785)	(1,919,785)
Transfer to Loan Loss Reserve	-	-	-	81,975	-	-	(81,975)	-
Transfer to Banking Reserve Fund	-	-	-	-	488,168	-	(488,168)	-
Balance at 30 June 2009- Restated	6,465,731	(3,388)	(1,613,205)	779,036	4,151,168	8,875,761	18,021,477	36,676,580
Balance as at 1 October 2009	6,465,731	(3,388)	64,277	744,159	4,362,102	8,875,761	20,507,304	41,015,946
Total comprehensive income for the period	-	-	969,008	-	-	-	8,081,927	9,050,935
Dividends paid	-	-	-	-	-	-	(3,691,892)	(3,691,892)
Transfer to Loan Loss Reserve	-	-	-	332,476	-	-	(332,476)	-
Transfer to Banking Reserve Fund	-	-	-	-	595,802	-	(595,802)	-
Balance at 30 June 2010	6,465,731	(3,388)	1,033,285	1,076,635	4,957,904	8,875,761	23,969,061	46,374,989

National Commercial Bank Jamaica Limited

Consolidated Statement of Cash Flows

Nine months ended 30 June 2010

(expressed in Jamaican dollars unless otherwise indicated)

	30 June	30 June
	2010	2009
	\$'000	\$'000
Cash Flows from Operating Activities		
Net profit	8,081,927	7,340,175
Changes in operating assets and liabilities	18,252,668	3,310,403
Other adjustments to reconcile net profit	(1,131,123)	4,566,710
Net cash provided by operating activities	<u>25,203,472</u>	<u>15,217,288</u>
Cash Flows from Investing Activities		
Acquisition of property, plant and equipment	(419,145)	(283,646)
Acquisition of intangible asset - computer software	(21,326)	(45,098)
Proceeds from disposal of property, plant and equipment	36,746	98,930
Purchase of investment securities	(197,293,226)	(153,246,668)
Sales/maturities of investment securities	194,412,076	147,444,031
Dividends received from associate	-	9,322
Net cash used in investing activities	<u>(3,284,875)</u>	<u>(6,023,129)</u>
Cash Flows from Financing Activities		
Repayments under securitisation arrangements	(4,508,013)	(3,356,673)
Proceeds from other borrowed funds	657,418	2,808,447
Repayments of other borrowed funds	(1,547,033)	(582,148)
Dividends paid	(3,691,892)	(1,919,785)
Net cash used in financing activities	<u>(9,089,520)</u>	<u>(3,050,159)</u>
Effect of exchange rate changes on cash and cash equivalents	<u>(1,583,869)</u>	<u>3,457,744</u>
Net increase in cash and cash equivalents	11,245,208	9,601,744
Cash and cash equivalents at beginning of period	<u>18,594,234</u>	<u>18,990,303</u>
Cash and cash equivalents at end of period	<u>29,839,442</u>	<u>28,592,047</u>
Comprising:		
Cash and balances at Bank of Jamaica (excluding Statutory Reserves)	3,245,510	6,055,658
Due from other banks	14,797,390	18,473,188
Investment securities with an original maturity of less than 90 days	15,703,793	12,145,209
Due to other banks	(3,907,251)	(8,082,008)
	<u>29,839,442</u>	<u>28,592,047</u>

National Commercial Bank Jamaica Limited

Segment Report

Nine months ended 30 June 2010

	Banking			Wealth			Eliminations \$'000	Consolidated \$'000
	Retail \$'000	Corporate \$'000	Treasury \$'000	Management \$'000	Insurance \$'000	Other \$'000		
External revenue	10,229,100	4,089,665	7,684,413	7,247,002	3,425,203	54,318	-	32,729,701
Revenue from other segments	4,326,196	1,298	989,906	374,207	99,293	234,208	(6,025,108)	-
Total revenue	14,555,296	4,090,963	8,674,319	7,621,209	3,524,496	288,526	(6,025,108)	32,729,701
Segment result	1,784,262	2,297,021	2,199,194	2,625,544	1,466,800	212,310	(33,310)	10,551,821
Unallocated corporate expenses								(810,576)
Operating profit								9,741,245
Share of profits in associate								135,452
Profit before tax								9,876,697
Taxation expense								(1,794,770)
Net profit								8,081,927
Segment assets	118,314,237	47,542,795	131,254,206	89,697,386	24,844,046	880,609	(94,619,208)	317,914,071
Associate								2,269,445
Unallocated assets								2,226,278
Total assets								322,409,794
Segment liabilities	110,465,047	38,641,226	119,868,787	77,943,825	20,491,117	115,092	(92,377,282)	275,147,812
Unallocated liabilities								886,993
Total liabilities								276,034,805
Depreciation and amortisation	319,996	10,202	7,492	21,244	36,893	3,523	-	399,350

National Commercial Bank Jamaica Limited

Segment Report - Restated

Nine months ended 30 June 2009

	Banking			Wealth			Eliminations	Consolidated
	Retail	Corporate	Treasury	Management	Insurance	Other		
	\$'000	\$'000	\$'000	\$'000	\$'000	\$'000	\$'000	\$'000
External revenue	9,374,670	4,538,742	9,375,408	6,744,837	3,138,443	68,308		33,240,408
Revenue from other segments	5,298,207	1,475	1,951,463	267,804	361,759	24,871	(7,905,579)	-
Total revenue	14,672,877	4,540,217	11,326,871	7,012,641	3,500,202	93,179	(7,905,579)	33,240,408
Segment result	2,297,975	1,908,639	2,896,761	1,308,442	1,443,320	23,536	21,164	9,899,837
Unallocated corporate expenses								(546,475)
Operating profit								9,353,362
Share of profits in associate								(59,321)
Profit before tax								9,294,041
Taxation expense								(1,953,866)
Net profit								7,340,175
Segment assets	116,728,795	54,926,567	136,260,308	82,531,860	21,421,033	803,647	(109,271,977)	303,400,233
Associate								2,112,764
Unallocated assets								4,997,453
Total assets								310,510,450
Segment liabilities	106,715,650	48,011,745	131,826,435	75,022,674	18,679,890	99,286	(107,114,737)	273,240,943
Unallocated liabilities								592,927
Total liabilities								273,833,870
Depreciation and amortisation	355,870	13,491	7,441	27,366	42,919	3,508	-	450,595

National Commercial Bank Jamaica Limited

Notes to the Financial Statements

30 June 2010

(expressed in Jamaican dollars unless otherwise indicated)

1. Identification and Principal Activities

National Commercial Bank Jamaica Limited ("the Bank") is incorporated in Jamaica and licensed under the Banking Act, 1992. The Bank is a 54.18% subsidiary of AIC (Barbados) Limited. The ultimate parent company is Portland Holdings Inc., incorporated in Canada. Portland Holdings Inc. is controlled by Hon. Michael Lee-Chin, OJ. The Bank's registered office is located at 32 Trafalgar Road, Kingston 10, Jamaica.

The Bank is listed on the Jamaica Stock Exchange and the Trinidad and Tobago Stock Exchange.

The Bank's subsidiaries, together with the bank are referred to as "the Group".

All subsidiaries are incorporated in Jamaica with the exception of NCB (Cayman) Limited, NCB Remittance Services (Cayman) Limited and NCB Capital Markets (Cayman) Limited, which are incorporated in the Cayman Islands; and NCB Remittance Services (UK) Limited, which is incorporated in the United Kingdom.

2. Basis of preparation

The consolidated financial statements of the Group have been prepared in accordance with International Financial Reporting Standards (IFRS). The consolidated financial statements have been prepared under the historical cost convention as modified by the revaluation of available-for-sale investment securities, investment securities at fair value through profit or loss, derivative contracts and investment property.

There have been no changes in accounting policies since the most recent audited accounts as at 30 September 2009.

The financial statements for the nine months ended 30 June 2009 have been restated to exclude the Group's share of the associate's surplus on the revaluation of property, plant and equipment. The amount was initially included in the accounts for the quarter ended 31 March 2009 and subsequently excluded as at 30 September 2009. The restatement resulted in an adjustment to the investments in associate and the fair value and other reserves.

Where necessary, comparative figures for 30 June 2009 have been reclassified to conform with changes in presentation in the current period.

All amounts are stated in Jamaican dollars unless otherwise indicated.

3. New and revised standards adopted by the Group

During the nine months ended 30 June 2010 the Group adopted the following new and revised standards:

IAS 1 (Revised) Presentation of Financial Statements

On 1 October 2009 the Group adopted the revised IAS 1. The revision aims to improve users' ability to analyse and compare the information provided in financial statements. All changes in equity arising from transactions with owners in their capacity as owners are presented separately from other changes in equity. The adoption of the revised standard has no impact on the results reported in the consolidated financial statements. However, it has resulted in certain presentational changes in the financial statements of the Group as follows:

- Income and expenses are presented in two statements; the Consolidated Income Statement and the Consolidated Statement of Comprehensive Income
- The Consolidated Profit and Loss Account and the Consolidated Balance Sheet have been renamed 'Consolidated Income Statement' and 'Consolidated Statement of Financial Position' respectively.

National Commercial Bank Jamaica Limited

Notes to the Financial Statements

30 June 2010

(expressed in Jamaican dollars unless otherwise indicated)

3. New and revised standards adopted by the Group (Continued)

IFRS 8 Operating Segments

On 1 October 2009 the Group adopted IFRS 8, which replaces IAS 14 'Segment Reporting'. An operating segment is a component of the Group that engages in business activities from which it earns revenues and incurs expenses and whose operating results are regularly reviewed by the chief operating decision maker to make decisions about resources to be allocated to the segment. The new standard requires a 'management approach' under which segment information is presented on the same basis as that used for internal purposes. The adoption of this new standard has no financial impact on the consolidated financial statements; however, it has resulted in a revision of the composition of the segment categories for the Group.

The Group is organised into the following segments:

- Retail banking – This incorporates the provision of banking services to individual and small and medium business clients, money remittance and card services.
- Corporate banking – This incorporates the provision of banking services to large corporate clients.
- Treasury – This incorporates the Bank's liquidity and investment management function, management of correspondent bank relationships, and relationships with other financial institutions as well as foreign currency trading activities
- Wealth management – This incorporates stock brokerage, securities trading, investment management and other financial services provided by overseas subsidiaries.
- Insurance – This incorporates life insurance, pension and investment management services.
- Other – This includes insurance brokerage services, trustee services, registrar and transfer agent services and data processing services.

4. Obligations Under Securitisation Arrangements

During the nine months ended 30 June 2010, the Group made a scheduled repayment of US\$50,815,000 in relation to the two securitisation arrangements

5. Jamaica Debt Exchange

During the quarter ended 31 March 2010, the Group participated in the Jamaica Debt Exchange (JDX) transaction under which NCB Jamaica Limited and its subsidiaries exchanged 100% of its holdings of domestic debt instruments issued by the Government of Jamaica for new, longer-dated debt instruments available to the Group under the election options contained in the agreement.