



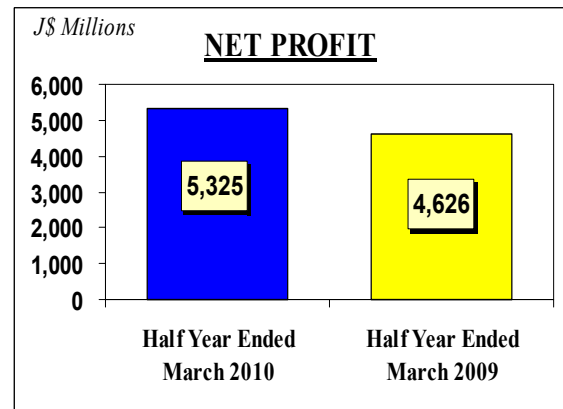
**NATIONAL COMMERCIAL BANK JAMAICA LIMITED
REPORTS UNAUDITED NET PROFIT OF \$5.33 BILLION
FOR THE HALF YEAR ENDED 31 MARCH 2010.**

The Board of Directors is pleased to release the following unaudited results for National Commercial Bank Jamaica Limited (NCBJ) and its subsidiaries for the six months ended 31 March 2010.

PERFORMANCE HIGHLIGHTS

Half Year Ended March 2010 compared with Half Year Ended March 2009

- Net Profit of \$5.33 billion, grew by \$699 million or 15.1%.
- Earnings per Stock Unit of \$2.16 grew by \$0.28 or 15.1%.
- Operating Revenue of \$14.66 billion, increased by 13.1% or \$1.70 billion.
- Cost to Income Ratio increased to 53.1% from 51.7%.
- Risk-Based Capital Adequacy Ratio improved to 15.2% from 13.2%.
- Total Assets of \$323.3 billion, increased by 7.1% or \$21.5 billion.
- Net Loans of \$86.8 billion, fell by 1.5% or \$1.3 billion.
- Investment Securities of \$181.0 billion, up by \$29.5 billion or 19.5%.
- Customer Deposits of \$139.5 billion, increased by 7.4% or \$9.7 billion.
- Return on Average Equity declined to 24.8% from 29.0%.
- Return on Average Assets increased to 3.3% from 3.1%.



Quarter ended March 2010 compared with Quarter ended December 2009

- Net Profit of \$2.55 billion, declined by 7.8% or \$217 million.
- Earnings per Stock Unit of \$1.03 decreased by \$0.10 or 7.8%.
- Operating Revenue decreased by \$427 million or 5.7%.
- Return on Average Equity declined to 23.5% from 26.7%.
- Return on Average Assets declined to 3.2% from 3.5%.



SEGMENT PERFORMANCE

Banking

The Retail, Corporate and Treasury units of the banking segment reported combined operating results of \$4.28 billion for the six months ended 31 March 2010; this represents a decrease of \$376 million from the prior March 2009 period, which was mainly due to the decline in gain on foreign currency and investment activities for the Treasury segment.

The result for Retail Banking declined marginally by 3%, while for Corporate Banking, there was a 17% increase in the segment result.

Loans and advances, which totalled \$86.4 billion (net of provision for credit losses) as at 31 March 2010 declined by \$1.3 billion from the loan portfolio as at 31 March 2009. Non-performing loans totalled \$2.9 billion as at March 2010 (\$2.3 billion as at March 2009) and represented 3.3% of the gross loans compared to 2.6% as at 31 March 2009. Our provision coverage as at March 2010 was 139.7% compared to 148.8% at March 2009.

NCBJ remains the largest commercial bank when measured by profit, assets, branch network and capital base.

Wealth Management

Our wealth and asset management segment contributed operating profits of \$1.82 billion for the six months ended 31 March 2010 and the result for this segment reflects a \$1.1 billion or 162.6% increase over the prior March 2009 period. The significant growth over the prior year's results is due to two main factors:

- improved margins, and
- non-recurrence of mark to market losses from trading activities undertaken in the prior year.

NCB Capital Markets Limited (NCBCM), the main contributor to this segment provided 90.8% of the operating profits.

Insurance

Our insurance segment contributed operating profits of \$1.04 billion for the six months ended 31 March 2010, representing an increase of 13.8% or \$126 million over the prior year's six month results. NCB Insurance Company Limited (NCBIC) achieved a net profit of \$883.2 million, increasing by \$159.0 million when compared to 31 March 2009.



CAPITAL

The Group's Stockholders' Equity of \$45.0 billion increased by \$12.4 billion or 38.1% when compared to 31 March 2009.

- The Risk-Based Capital Ratio for NCBJ was 15.2% which exceeds the minimum requirement of 10% stipulated by the Bank of Jamaica (31 March 2009 – 13.2%).
- The Capital to Risk Weighted Assets Ratio for NCBCM was 61.0% which exceeds the minimum requirement of 10% stipulated by the Financial Services Commission (31 March 2009 – 55.7%).
- The Solvency Ratio for NCBIC was 26.4% which exceeds the minimum requirement of 10% stipulated by the Financial Services Commission (31 March 2009 – 17.1%).

DIVIDENDS

On 22 April 2010, the Board declared an interim dividend of \$0.61 per ordinary stock unit. The dividend is payable on 20 May 2010 for stockholders on record as at 07 May 2010.

THE JAMAICA DEBT EXCHANGE (JDX)

The JDX was concluded on 24 February 2010 and resulted in the expected reduced yields and longer maturities on our locally issued investment securities. The results for the March 2010 quarter includes approximately one month of securities income at the lower yields.

BUSINESS INITIATIVES

We have partnered with the Ministry of Agriculture and Fisheries in its drive to encourage the growth of the agricultural sector by developing a financing product called the *NCB FARM Loan*.

In March 2010, we also officially launched our new individual retirement product, the *SMART Retirement Plan*. The SMART Retirement Plan is a personalized pension plan that provides contributors with a monthly income on retirement and contributions are accumulated tax-free. We believe that this product is ideal for the self-employed, employees of small and medium-sized enterprises and individuals who are not contributing to any other approved pension plan.

AWARDS

NCB Insurance Company was awarded the prestigious World Finance's coveted award for **Pension Fund Manager of the Year 2010, Caribbean**. According to Hamish Scott, Director-Business Development, World Finance, "The World Finance Pensions Awards judging panel used a wide range of criteria to reach its decision for the 2010 Global Pensions Funds Awards, lending the critical eye of a collective 175 years of business journalism to the exhaustive information gathered by the award body's research team. The judges looked for a Company that provided genuinely valuable service, in particular, focus was placed on the financial stability of the Company, enhancements to their core service(s), the approach to risk and corporate governance and the development of their staff."



COMMUNITY RELATIONS

In pursuit of our objective of *Engaging in Nation Building*, we focused on education, community development and youth leadership through the N.C.B. Foundation.

Education

During the quarter, we assisted with school infrastructural projects and Airy Castle Primary in St. Thomas was a major beneficiary. In addition, the Foundation in partnership with Logos Hope donated books to students of the Trench Town Primary for their school's library. This partnership was a part of Logos Hope's outreach activities in the Trench Town community.

Community Development

With our continued focus on building communities, assistance was given towards community development initiatives affiliated with non-profit organizations such as the Foundation for the International Self Help (FISH) and the Portland Chamber of Commerce.

Youth Leadership & Entrepreneurship

Our key activity for the quarter in this area was our support to the Ghetto Wise Education Centre. This is a youth-led organization that targets at-risk youth and working adults in communities such as Rollington Town. The Centre, which has an objective of combating issues of illiteracy and poverty within inner city communities, provides persons with IT skills and educational training necessary for the world of work.

In January, NCB employees across the country joined forces and offered tremendous support to assist the people of Haiti who were severely affected by the earthquake that ravaged parts of their country. Together with customers, business partners (supplier base) and key relief agencies, employees of the group made cash and kind donations. Relief Agencies such as Food for the Poor and Red Cross partnered with NCB to ensure that packages were safely delivered to the people of Haiti.

NCB continues to reach beyond the boundaries of financial services as we commit to not only doing well but by also *doing good*. We wish to express our deep appreciation to our staff members for their enthusiastic involvement in community activities.

To our customers, we say thank you for your continued loyalty, confidence and support; together, *We Make It Happen*.

A handwritten signature in black ink, appearing to be a cursive name, positioned above a horizontal line.

ON BEHALF OF THE BOARD

National Commercial Bank Jamaica Limited

Consolidated Income Statement

Six months ended 31 March 2010

(expressed in Jamaican dollars unless otherwise indicated)

	<i>CURRENT YEAR</i>			<i>PRIOR YEAR</i>	
	Quarter Ended	Quarter Ended	Year to Date	Quarter Ended	Year to Date
	31 March	31 December	31 March	31 March	31 March
	2010	2009	2010	2009	2009
	\$'000	\$'000	\$'000	\$'000	\$'000
Interest Income	8,331,096	9,357,477	17,688,573	8,768,497	16,846,448
Interest expense	(3,215,072)	(3,933,103)	(7,148,175)	(4,055,707)	(8,034,746)
Net interest income	5,116,024	5,424,374	10,540,398	4,712,790	8,811,702
Fee and commission income	1,792,975	1,731,267	3,524,242	1,492,006	3,039,310
Fee and commission expense	(371,275)	(343,689)	(714,964)	(354,853)	(664,025)
Net fee and commission income	1,421,700	1,387,578	2,809,278	1,137,153	2,375,285
Gain on foreign currency and investment activities	451,843	543,693	995,536	648,260	1,502,795
Dividend income	3,125	45,571	48,696	24,053	46,841
Insurance premium income	115,802	123,214	239,016	113,444	191,987
Other operating income	6,085	17,139	23,224	15,744	29,905
	576,855	729,617	1,306,472	801,501	1,771,528
Total operating income	7,114,579	7,541,569	14,656,148	6,651,444	12,958,515
Staff costs	2,588,694	2,400,781	4,989,475	2,078,985	4,106,713
Provision for credit losses	219,597	238,485	458,082	270,085	477,483
Depreciation and amortisation	132,064	141,002	273,066	147,995	303,093
Other operating expenses	1,241,886	1,277,925	2,519,811	1,208,481	2,295,638
Total operating expenses	4,182,241	4,058,193	8,240,434	3,705,546	7,182,927
Operating Profit	2,932,338	3,483,376	6,415,714	2,945,898	5,775,588
Share of profits of associate	85,886	14,681	100,567	(12,225)	(675)
Profit before Taxation	3,018,224	3,498,057	6,516,281	2,933,673	5,774,913
Taxation	(464,111)	(726,978)	(1,191,089)	(690,973)	(1,149,123)
PROFIT FOR THE PERIOD	2,554,113	2,771,079	5,325,192	2,242,700	4,625,790
Profit attributable to shareholders of the parent company	2,554,113	2,771,079	5,325,192	2,242,700	4,625,790
Earnings per stock unit (expressed in \$ per share)	\$ 1.03	\$ 1.13	\$ 2.16	\$ 0.91	\$ 1.88

National Commercial Bank Jamaica Limited

Statement of Comprehensive Income

Six months ended 31 March 2010

(expressed in Jamaican dollars unless otherwise indicated)

	31 March 2010 \$'000	31 March 2009 \$'000
Profit for the period	5,325,192	4,625,790
Other comprehensive income		
Currency translation differences	(2,395)	226,701
Unrealised gains/(losses) on available for sale investments, net of taxes	1,367,710	(2,044,516)
Realised fair value (gains)/losses on sale and maturity of available for sale securities	(487,156)	151,137
Other comprehensive income, net of tax	<u>878,159</u>	<u>(1,666,678)</u>
Total comprehensive income for the period	<u>6,203,351</u>	<u>2,959,112</u>
Total comprehensive income attributable to shareholders of the parent company	<u>6,203,351</u>	<u>2,959,112</u>

National Commercial Bank Jamaica Limited


Consolidated Statement of Financial Position


31 March 2010


(expressed in Jamaican dollars unless otherwise indicated)


	31 March 2010 \$'000	30 September 2009 \$'000	Restated 31 March 2009 \$'000
ASSETS			
Cash and balances at Bank of Jamaica	4,011,174	8,486,526	7,825,055
Statutory reserves	15,807,671	16,181,485	16,741,800
Due from other banks	22,410,831	14,405,493	15,587,287
Derivative financial instruments	-	52,191	-
Investment securities at fair value through profit or loss	448,003	752,578	462,093
Reverse repurchase agreements	649,322	8,185,227	9,347,849
Loans and advances, net of provision for credit losses	86,777,283	88,178,270	88,083,808
Investment securities	180,522,917	166,966,379	150,987,770
Investments in associate	2,234,560	2,133,994	2,171,410
Investment property	12,000	13,000	13,000
Intangible asset - computer software	211,909	246,781	259,517
Property, plant and equipment	3,962,967	4,011,495	3,777,381
Retirement benefit asset	11,632	11,632	13,077
Deferred income tax assets	971,727	803,279	3,280,287
Income tax recoverable	1,984,617	1,705,001	1,388,108
Other assets	2,898,913	2,563,163	1,522,182
Customers' liability - letters of credit and undertaking	384,220	399,983	351,869
Total Assets	323,299,746	315,096,477	301,812,493
LIABILITIES			
Due to other banks	5,571,821	6,556,209	8,393,238
Customer deposits	139,533,565	130,331,351	129,873,442
Promissory notes and certificates of participation	199,566	194,492	54,723
Repurchase agreements	76,708,571	77,374,431	70,295,913
Obligations under securitisation arrangements	24,272,829	27,157,180	29,917,261
Derivative financial instruments	142,042	126,848	357,791
Other borrowed funds	6,355,040	7,815,552	7,125,100
Income tax payable	1,640	10,803	112,227
Deferred income tax liabilities	78,263	213,080	803,090
Policyholders' liabilities	19,922,747	19,114,764	17,925,763
Provision for litigation	6,000	28,506	66,000
Retirement benefit obligations	458,667	421,641	387,981
Other liabilities	4,636,001	4,335,691	3,549,980
Liability - letters of credit and undertaking	384,220	399,983	351,869
Total Liabilities	278,270,972	274,080,531	269,214,378
STOCKHOLDERS' EQUITY			
Share capital	6,465,731	6,465,731	6,465,731
Shares held by NCB Employee Share Scheme	(3,388)	(3,388)	(3,388)
Fair value and other reserves	942,436	64,277	(3,223,411)
Loan loss reserve	1,098,772	744,159	839,618
Banking reserve fund	4,710,763	4,362,102	3,980,371
Retained earnings reserve	8,875,761	8,875,761	8,875,761
Retained earnings	22,938,699	20,507,304	15,663,433
Total Stockholders' Equity	45,028,774	41,015,946	32,598,115
Total Equity and Liabilities	323,299,746	315,096,477	301,812,493

Approved for issue by the Board of Directors on 22 April 2010 and signed on its behalf by:


Director


Director


Director


Secretary

National Commercial Bank Jamaica Limited

Consolidated Statement of Changes in Stockholders' Equity

Six months ended 31 March 2010

(expressed in Jamaican dollars unless otherwise indicated)

	Share Capital	Shares Held by Share Scheme	Fair Value and Other Reserves	Loan Loss Reserve	Banking Reserve Fund	Retained Earnings Reserve	Retained Earnings	Total
	\$'000	\$'000	\$'000	\$'000	\$'000	\$'000	\$'000	\$'000
Balance as at 1 October 2008	6,465,731	(3,388)	(1,556,733)	697,061	3,663,000	8,875,761	13,171,230	31,312,662
Dividends paid	-	-	-	-	-	-	(1,673,659)	(1,673,659)
Total comprehensive income for the period	-	-	(1,666,678)	-	-	-	4,625,790	2,959,112
Transfer to Loan Loss Reserve	-	-	-	142,557	-	-	(142,557)	-
Transfer to Banking Reserve Fund	-	-	-	-	317,371	-	(317,371)	-
Balance at 31 March 2009 - Restated	6,465,731	(3,388)	(3,223,411)	839,618	3,980,371	8,875,761	15,663,433	32,598,115
Balance as at 1 October 2009	6,465,731	(3,388)	64,277	744,159	4,362,102	8,875,761	20,507,304	41,015,946
Dividends paid	-	-	-	-	-	-	(2,190,523)	(2,190,523)
Total comprehensive income for the period	-	-	878,159	-	-	-	5,325,192	6,203,351
Transfer to Loan Loss Reserve	-	-	-	354,613	-	-	(354,613)	-
Transfer to Banking Reserve Fund	-	-	-	-	348,661	-	(348,661)	-
Balance at 31 March 2010	6,465,731	(3,388)	942,436	1,098,772	4,710,763	8,875,761	22,938,699	45,028,774

National Commercial Bank Jamaica Limited

Consolidated Statement of Cash Flows

Six months ended 31 March 2010

(expressed in Jamaican dollars unless otherwise indicated)

	31 March 2010 \$'000	31 March 2009 \$'000
Cash Flows from Operating Activities		
Net profit	5,325,192	4,625,790
Changes in operating assets and liabilities	17,399,447	(2,588,771)
Other adjustments to reconcile net profit	(9,180)	3,919,398
Net cash provided by operating activities	<u>22,715,459</u>	<u>5,956,417</u>
Cash Flows from Investing Activities		
Acquisition of property, plant and equipment	(204,711)	(205,340)
Acquisition of intangible asset - computer software	(9,982)	(32,673)
Proceeds from disposal of property, plant and equipment	28,724	15,629
Purchase of investment securities	(144,220,693)	(60,228,532)
Sales/maturities of investment securities	134,932,469	52,925,613
Dividends received from associate	-	9,322
Net cash used in investing activities	<u>(9,474,193)</u>	<u>(7,515,981)</u>
Cash Flows from Financing Activities		
Repayments under securitisation arrangements	(3,008,508)	(1,898,614)
Proceeds from other borrowed funds	293,879	2,081,838
Repayments of other borrowed funds	(1,362,790)	(463,718)
Dividends paid	(2,190,523)	(1,673,659)
Net cash used in financing activities	<u>(6,267,942)</u>	<u>(1,954,153)</u>
Effect of exchange rate changes on cash and cash equivalents	(217,785)	2,517,174
Net increase/(decrease) in cash and cash equivalents	6,755,539	(996,543)
Cash and cash equivalents at beginning of period	18,594,234	18,990,303
Cash and cash equivalents at end of period	<u>25,349,773</u>	<u>17,993,760</u>
Comprising:		
Cash and balances at Bank of Jamaica (excluding Statutory Reserves)	4,011,174	7,825,055
Due from other banks	22,410,831	15,587,287
Investment securities with an original maturity of less than 90 days	4,499,589	2,974,656
Due to other banks	(5,571,821)	(8,393,238)
	<u>25,349,773</u>	<u>17,993,760</u>

National Commercial Bank Jamaica Limited

Segment Report

Six months ended 31 March 2010

	Banking			Wealth			Eliminations \$'000	Consolidated \$'000
	Retail \$'000	Corporate \$'000	Treasury \$'000	Management \$'000	Insurance \$'000	Other \$'000		
External revenue	6,774,099	2,709,211	5,413,350	5,154,297	2,425,899	42,431	-	22,519,287
Revenue from other segments	3,232,238	912	695,616	229,087	78,554	57,551	(4,293,958)	-
Total revenue	10,006,337	2,710,123	6,108,966	5,383,384	2,504,453	99,982	(4,293,958)	22,519,287
Segment result	1,315,903	1,480,772	1,486,196	1,818,476	1,040,049	47,234	(8,358)	7,180,272
Unallocated corporate expenses								(764,558)
Operating profit								6,415,714
Share of profits in associate								100,567
Profit before tax								6,516,281
Taxation expense								(1,191,089)
Net profit								5,325,192
Segment assets	121,068,698	50,397,977	135,081,803	87,446,728	24,270,228	846,205	(101,645,399)	317,466,240
Associate								2,234,560
Unallocated assets								3,598,946
Total assets								323,299,746
Segment liabilities	110,118,380	43,031,832	127,370,606	76,407,315	19,998,133	88,011	(99,405,856)	277,608,421
Unallocated liabilities								662,551
Total liabilities								278,270,972
Depreciation and amortisation	218,620	7,212	4,701	14,487	25,666	2,380	-	273,066

National Commercial Bank Jamaica Limited

Segment Report - Restated

Six months ended 31 March 2009

	Banking			Wealth			Eliminations	Consolidated
	Retail	Corporate	Treasury	Management	Insurance	Other		
	\$'000	\$'000	\$'000	\$'000	\$'000	\$'000	\$'000	\$'000
External revenue	6,195,487	3,072,538	6,230,838	4,088,514	2,023,799	46,110		21,657,286
Revenue from other segments	3,413,589	1,122	1,338,790	242,764	186,435	1,530	(5,184,230)	-
Total revenue	9,609,076	3,073,660	7,569,628	4,331,278	2,210,234	47,640	(5,184,230)	21,657,286
Segment result	1,357,028	1,267,537	2,034,431	692,388	914,091	(2,559)	27,211	6,290,127
Unallocated corporate expenses								(514,539)
Operating profit								5,775,588
Share of profits in associate								(675)
Profit before tax								5,774,913
Taxation expense								(1,149,123)
Net profit								4,625,790
Segment assets	112,380,505	53,672,606	134,710,053	76,163,471	20,297,805	759,804	(103,981,846)	294,002,398
Associate								2,171,410
Unallocated assets								5,638,685
Total assets								301,812,493
Segment liabilities	103,985,049	48,208,926	128,927,240	71,189,731	18,010,351	85,557	(102,029,322)	268,377,532
Unallocated liabilities								836,846
Total liabilities								269,214,378
Depreciation and amortisation	240,679	6,222	5,102	18,310	30,804	1,976	-	303,093

National Commercial Bank Jamaica Limited

Notes to the Financial Statements

31 March 2010

(expressed in Jamaican dollars unless otherwise indicated)

1. Identification and Principal Activities

National Commercial Bank Jamaica Limited (“the Bank”) is incorporated in Jamaica and licensed under the Banking Act, 1992. The Bank is a 56.73% subsidiary of AIC (Barbados) Limited. The ultimate parent company is Portland Holdings Inc., incorporated in Canada. Portland Holdings Inc. is controlled by Hon. Michael Lee-Chin, OJ. The Bank’s registered office is located at 32 Trafalgar Road, Kingston 10, Jamaica.

The Bank is listed on the Jamaica Stock Exchange and the Trinidad and Tobago Stock Exchange.

The Bank's subsidiaries, together with the Bank are referred to as "the Group".

All subsidiaries are incorporated in Jamaica with the exception of NCB (Cayman) Limited, NCB Remittance Services (Cayman) Limited and NCB Capital Markets (Cayman) Limited, which are incorporated in the Cayman Islands, and NCB Remittance Services (UK) Limited, which is incorporated in the United Kingdom.

2. Basis of preparation

The consolidated financial statements of the Group have been prepared in accordance with International Financial Reporting Standards (IFRS). The consolidated financial statements have been prepared under the historical cost convention as modified by the revaluation of available-for-sale investment securities, investment securities at fair value through profit or loss, derivative contracts and investment property.

There have been no changes in accounting policies since the most recent audited accounts as at 30 September 2009.

Where necessary, comparative figures for 31 March 2009 have been reclassified to conform with changes in presentation in the current period.

All amounts are stated in Jamaican dollars unless otherwise indicated.

3. New and revised standards adopted by the Group

During the six months ended 31 March 2010 the Group adopted the following new and revised standards:

IAS 1 (Revised) Presentation of Financial Statements

On 1 October 2009 the Group adopted the revised IAS 1. The revision aims to improve users’ ability to analyse and compare the information provided in financial statements. All changes in equity arising from transactions with owners in their capacity as owners are presented separately from other changes in equity. The adoption of the revised standard has no impact on the results reported in the consolidated financial statements. However, it has resulted in certain presentational changes in the financial statements of the Group as follows:

- Income and expenses are presented in two statements; the Consolidated Income Statement and the Consolidated Statement of Comprehensive Income
- The Consolidated Profit and Loss Account and the Consolidated Balance Sheet have been renamed ‘Consolidated Income Statement’ and ‘Consolidated Statement of Financial Position’ respectively.

National Commercial Bank Jamaica Limited

Notes to the Financial Statements

31 March 2010

(expressed in Jamaican dollars unless otherwise indicated)

3. New and revised standards adopted by the Group (Continued)

IFRS 8 Operating Segments

On 1 October 2009 the Group adopted IFRS 8, which replaces IAS 14 'Segment Reporting'. An operating segment is a component of the Group that engages in business activities from which it earns revenues and incurs expenses and whose operating results are regularly reviewed by the chief operating decision maker to make decisions about resources to be allocated to the segment. The new standard requires a 'management approach' under which segment information is presented on the same basis as that used for internal purposes. The adoption of this new standard has no financial impact on the consolidated financial statements; however, it has resulted in a revision of the composition of the segment categories for the Group.

The Group is organised into the following segments:

- Retail banking – This incorporates the provision of banking services to individual and small and medium business clients, money remittance and card services.
- Corporate banking – This incorporates the provision of banking services to large corporate clients.
- Treasury – This incorporates the Bank's liquidity and investment management function, management of correspondent bank relationships, and relationships with other financial institutions as well as foreign currency trading activities
- Wealth management – This incorporates stock brokerage, securities trading, investment management and other financial services provided by overseas subsidiaries.
- Insurance – This incorporates life insurance, pension and investment management services.
- Other – This includes insurance brokerage services, trustee services, registrar and transfer agent services and data processing services.

4. Obligations Under Securitisation Arrangements

During the six months ended 31 March 2010, the Group made a scheduled repayment of US\$33,705,000 in relation to the securitisation arrangements.

5. Jamaica Debt Exchange

During the quarter ended 31 March 2010, the Group participated in the Jamaica Debt Exchange (JDX) transaction under which NCB Jamaica Limited and its subsidiaries exchanged 100% of its holdings of domestic debt instruments issued by the Government of Jamaica for new, longer-dated debt instruments available to the Group under the election options contained in the agreement.

The key features of the JDX were as follows:

- The New Notes comprising 24 new instruments have a variety of payment terms, including fixed and variable rates in Jamaican dollars, CPI-indexed in Jamaican dollars, and fixed rates in U.S. dollars. While all the Old Notes were callable by the Government of Jamaica, all the fixed rate New Notes and certain variable rate New Notes will be non-callable.
- Eligible investors had the option to choose New Notes based on the type and maturity profile of the Old Notes which were offered for exchange based on certain election options. The election options only allowed investors to choose New Notes of longer tenor relative to Old Notes. Most New Notes have lower coupon interest rates than Old Notes.
- Eligible investors who accepted the Government of Jamaica offer to exchange Old Notes received an equivalent principal value (par-for-par value) of New Notes and the payment in cash of accrued interest, net of applicable withholding taxes, on the Old Notes up to but excluding 24 February 2010 (the Final Settlement Date).

Under the JDX, securities totaling J\$78B and US\$100M were exchanged by the Group.